



asatt

AMERICAN SOCIETY OF
ANESTHESIA TECHNOLOGISTS
AND TECHNICIANS

2023
Annual Report





Table of Contents

Year in Review	3
Highlights	4
By the Numbers:	
Membership	5
Education	6
Certification	7
Regional Territory Insights	8
Financial Review	12
2023 ASATT Leadership	15

Highlights

ACCOMPLISHMENTS IN 2023

Streamlined Recertification Process

The process for recertifying was revised to strategically streamline the submission work, and for the process to be more efficient for members to go through when they go through the bi-annual recertification process.

Scope of Practice Survey

ASATT developed, created, conducted and analyzed the largest professional practice survey in organizational history.

AANA Updates

AANA training seminars are now acknowledged by ASATT as pre-approved CE instead of those credits having to be submitted as third-party credits during recertification.

Practical Experience Pathways Enhancements

The PEP program responded to the feedback from those going through the PEP program and modified the language from “required prerequisites” to “preferred requisites”. It also developed clear process for PEP, and facilitated the development of four additional programs.

Digital CE Tracking Implementation

In 2023 ASATT introduced the electronic badge scanning at the door to each of the Annual Conference sessions. This low-cost, highly-effective way to track CE attendance was well received by attendees and enabled headquarters to produce CE certificates faster than ever before.

Membership

2023 BY THE NUMBERS



With membership at its highest level in recent years, ASATT recognizes the importance of expanding CEU opportunities, expanding Practical Experience Programs (PEP), and providing ASATT members with the resources and skills necessary for continued professional growth in the field. These efforts have contributed to the growth of 5% in ASATT membership numbers since 2022.



1,633
ASATT Members

Although ASATT recently experienced a slight decrease in membership, overall membership levels remain the highest they have been in recent years. We have taken significant steps to improve our website for easier navigation and enhancing communication efforts both on the website and across our social media platforms.

179

**Attended the
Annual Conference**

(24% higher than last year)

2721

**Attended Virtual
Educational Webinars**

Q1 March 25th: **893**

Q2 June 24th: **770**

Q3 September 9th: **688**

Q4 December 17th: **370**

6 Attended the In-Person 5.0
CE Regional Event - Region 3



Education

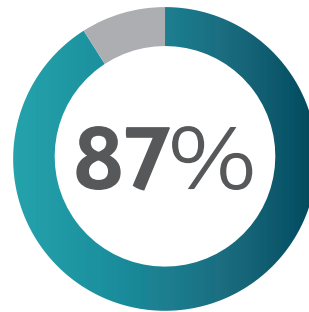
2023 BY THE NUMBERS



Continuing education is essential to ensure personal and professional development in the rapidly changing field of anesthesia technology. Representing the non-physician, non-technologist member of the anesthesia healthcare team, ASATT continued to provide opportunities for advancement through National Educational Partners and Continuing Education Units (CEUs).



44
CEUs offered
in 2023



Certified Members

In 2023 the percentage of ASATT members certified as either technician or technologist declined by 4% from the 2022, dipping back below the 90% mark of ASATT members who hold the Cer.A.T.T. or Cer.A.T. credential. This is still 5% above the number holding credentials in 2021.

8

from *SENSOR*
publication
quizzes

16

from a
Educational
Webinars

15

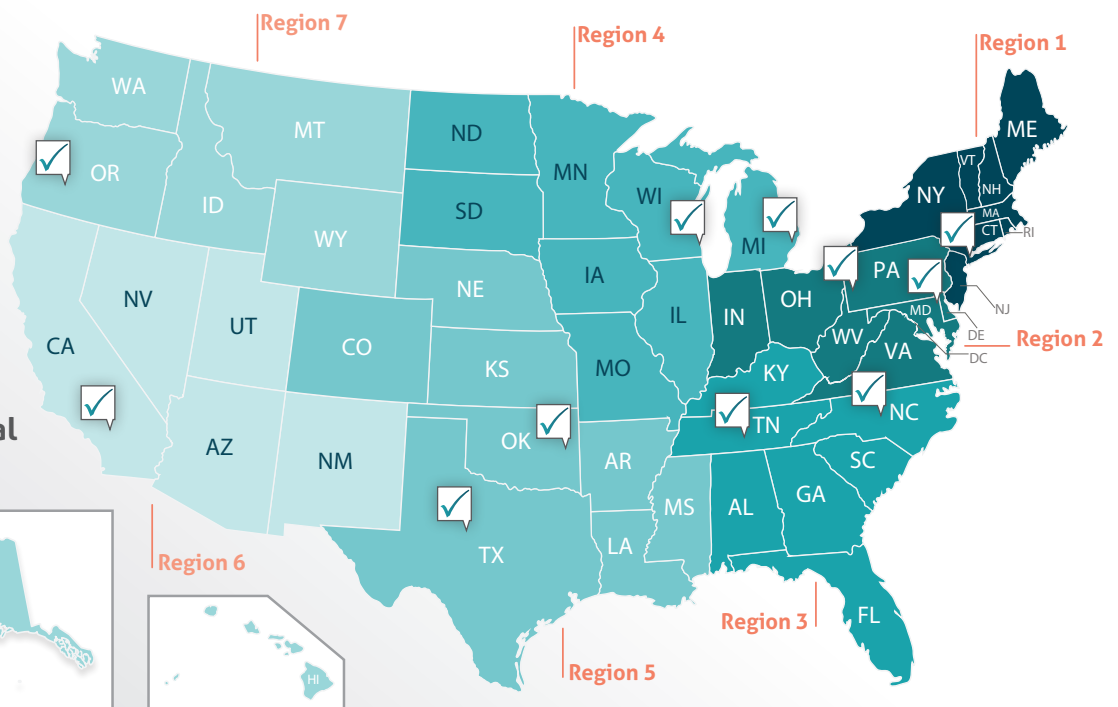
from the
Annual
Meeting

5

from the
Region 3
Meeting

Educational Partners by Geography and Regional Director Territories

11 National Educational Partners



Certification

BY THE NUMBERS



ASATT recognizes two certifications: Anesthesia Technologist and Anesthesia Technician. The Technologist certification can be earned by completing a CAAHEP / CoA-ATE approved program through one of the 11 national education partners, and successfully passing the Technologist exam.

991

**Certified
Anesthesia
Technicians
Cer.A.T.**

436

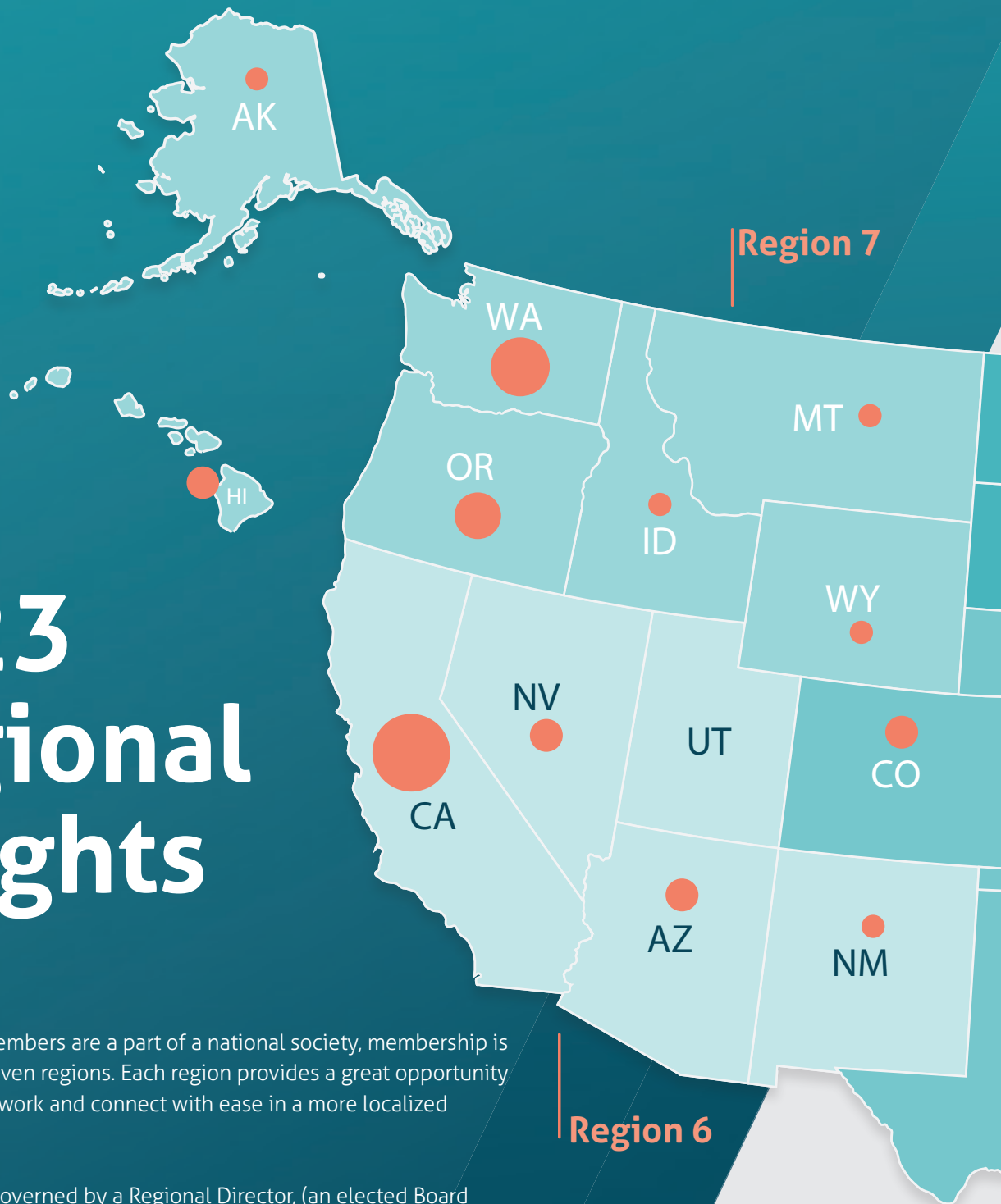
**Certified Anesthesia
Technologists
Cer.A.T.T.**

2023 Regional Insights

“Although ASATT members are a part of a national society, membership is also divided into seven regions. Each region provides a great opportunity for members to network and connect with ease in a more localized geographic area.

ASATT regions are governed by a Regional Director, (an elected Board member), whose role is to act as a primary liaison between ASATT and the regional educational partners; as well as to be the primary liaison between members in the region and the national society Board of Directors. Regional Directors also work to plan and coordinate networking opportunities and educational programming.

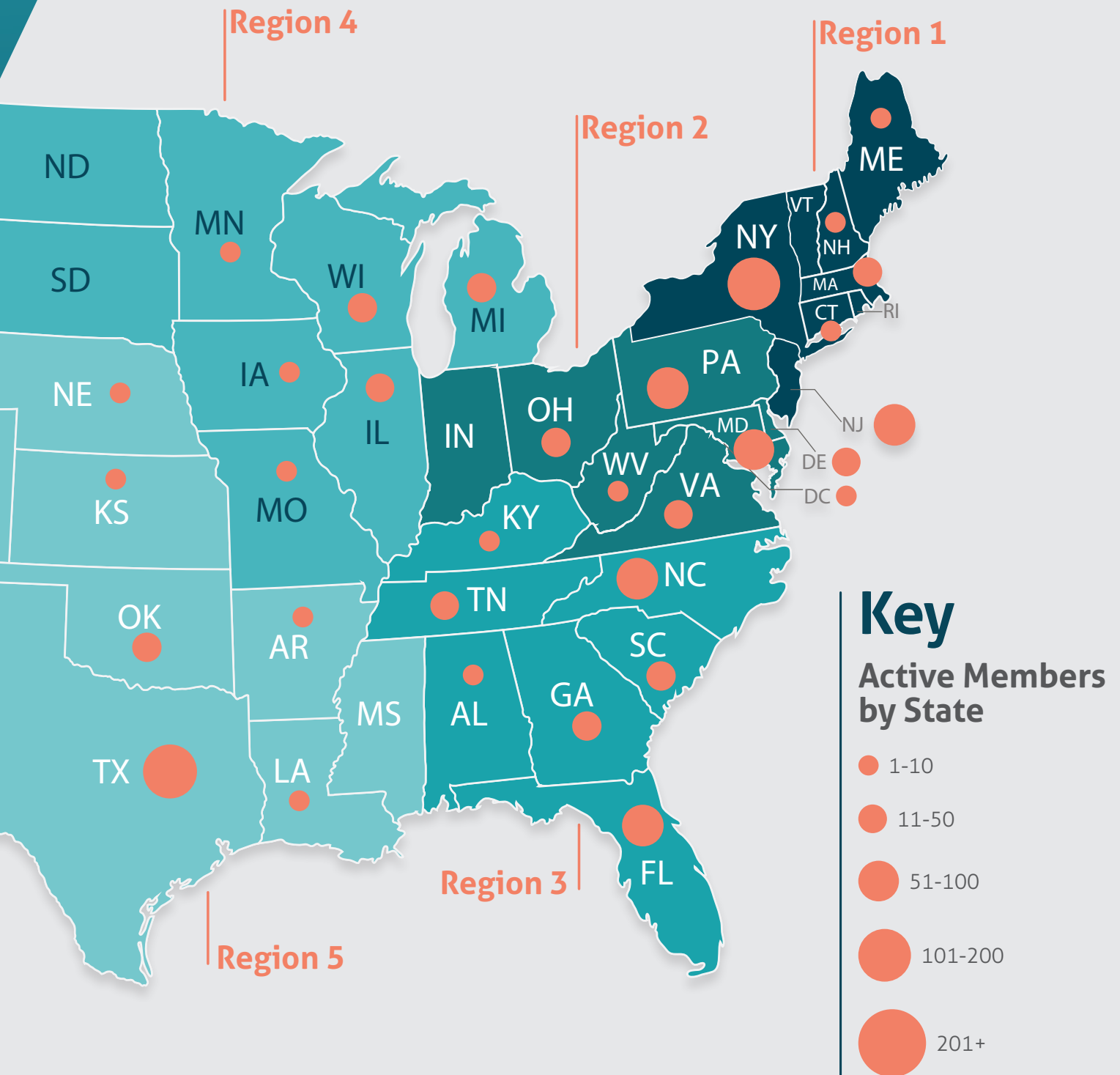
In 2023 ASATT Regions provided quarterly educational webinars to provide learning opportunities for members to earn CEU. Members are able to attend any of the educational webinars virtually, further expanding technicians’ and technologists’ learning avenues.”



Region 7

Region 6

2023 MEMBERSHIP POPULATION BY GEOGRAPHY & REGIONAL TERRITORIES



Regional Insights *cont'd*



The society's seven regions provide additional opportunity to further understand ASATT's membership trends. This information is not only used to address specific regional needs, but also to review when establishing ASATT's overall society goals.



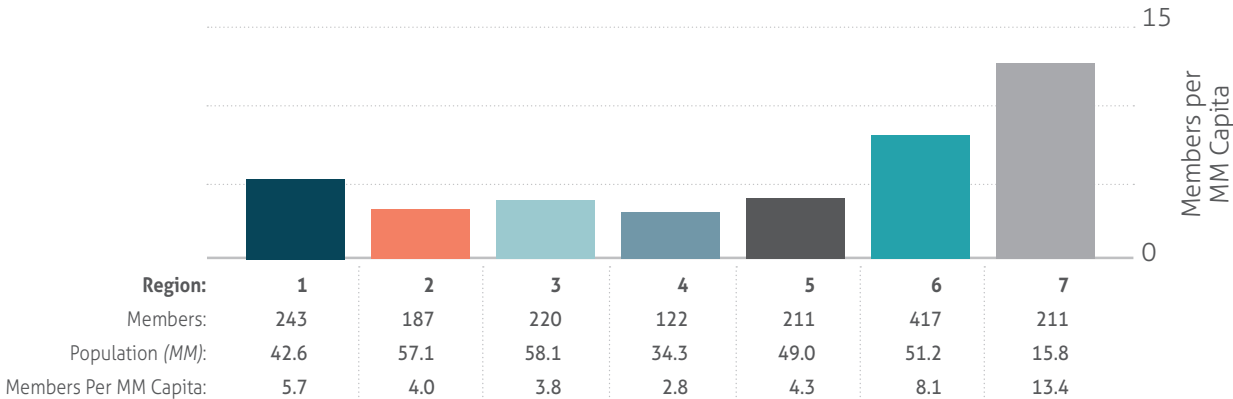
MEMBERSHIPS

- Region 1 243
- Region 2 187
- Region 3 220
- Region 4 122
- Region 5 211
- Region 6 166
- Region 7 211

Total 1,611*

** 22 members are international or do not have a state identified in their record.*

REGIONAL MEMBERS BY STATE POPULATIONS



** The graph represents the number of regional members compared to its state populations. Populations based on 2020 Census data.*



CERTIFICATIONS

Region 1	202
Region 2	151
Region 3	188
Region 4	108
Region 5	190
Region 6	385
Region 7	192

Total **1,416***

** Total does not include international certifications.*

2023 Member Spotlights from our SENSOR publications.



Chelsea Moser



**Russell
Morales,
Cer.A.T.**

Financial Review

2023 AT-A-GLANCE



While ASATT remains in a strong financial position, there was a significant loss in net assets in 2023 due to the Annual Conference. ASATT upheld the contractual obligations to the hotel, but there was less income from sponsors, exhibitors and significantly less revenue from attendees. The Annual Conference had a net loss of \$172,282. ASATT budgeted for an overall net loss of \$37,500 in 2023, so in total, ASATT had a budget deficit of almost \$210,000.

BALANCE SHEET

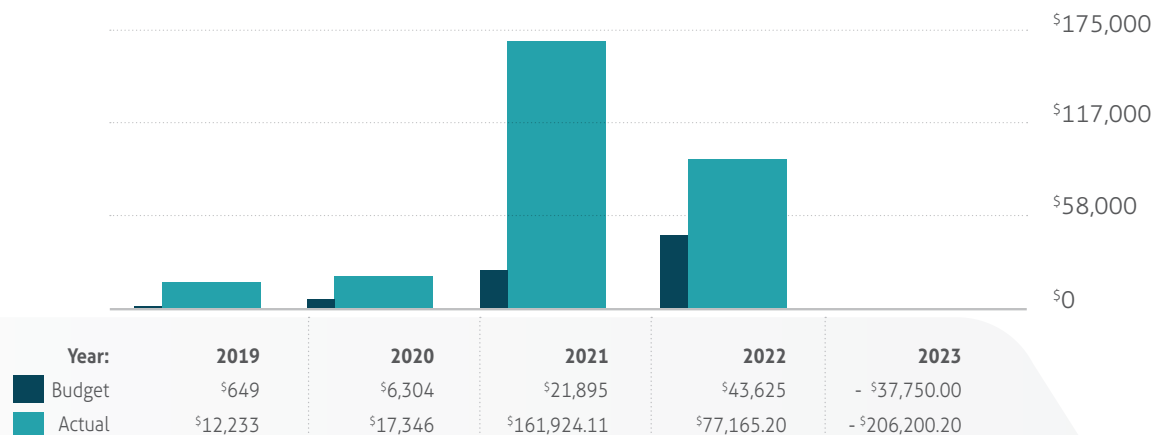
ASSETS

Operating Cash.....	\$578,255.42
Prepaid Expense.....	\$35,657.22
Investments.....	\$901,065.05
Total Assets	\$1,514,981.69

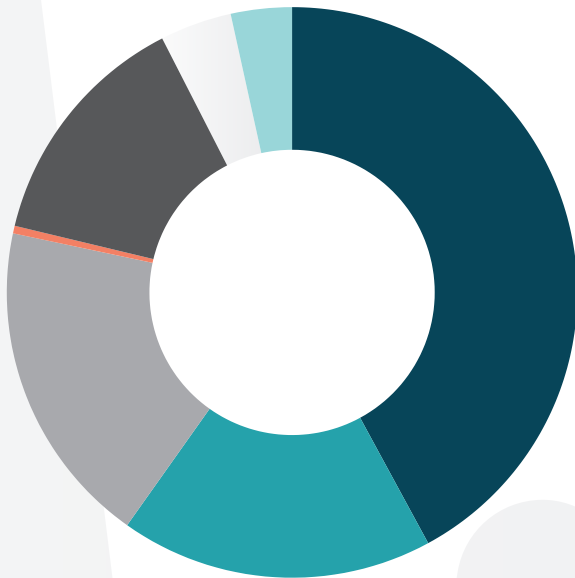
LIABILITIES & EQUITY

Accounts Payable	\$517.00
Deferred Membership Revenue	\$191,800.88
CoA-ATE Payable	\$4,500.00
Retained Earnings	\$290,570.65
Unrestricted Net Assets	\$1,254,500.83
Net Income	\$-226,907.67
Total Liabilities & Equity	\$1,514,981.69

NET INCOME TREND: BUDGET vs ACTUAL

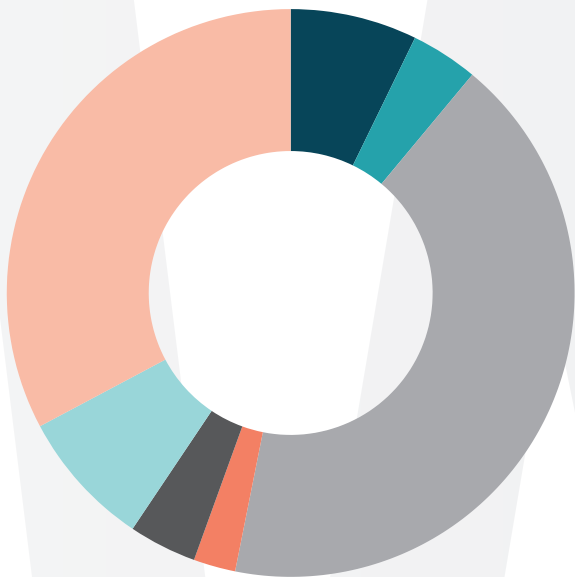


2023 OPERATING REVENUES AND EXPENSES



INCOME

Membership.....	\$162,289.12
Certification Programming.....	\$68,360.00
Annual Meeting/Sponsorships.....	\$71,390.00
Other Advertising/Promo Items.....	\$1,661.71
Regional Webinars.....	\$52,910.00
Sensor Quizzes.....	\$15,690.00
Other Educational Programs/Jobs.....	\$13,330.00
Total Income.....	\$372,720.83



EXPENSES

Membership Support/Administration...	\$41,790.81
Certification Administration	\$22,165.00
Annual Meeting Expenses	\$243,672.44
Marketing/Member Communication ...	\$13,861.80
Financial Management	\$22,386.29
Legal Fees.....	\$45,294.69
Association Management Firm.....	\$189,750.00
Total Expenses	\$578,921.03

Net Ordinary Income	- \$206,200.20
Other Income^{***}	- \$12,774.43
Net Income	- \$218,974.63

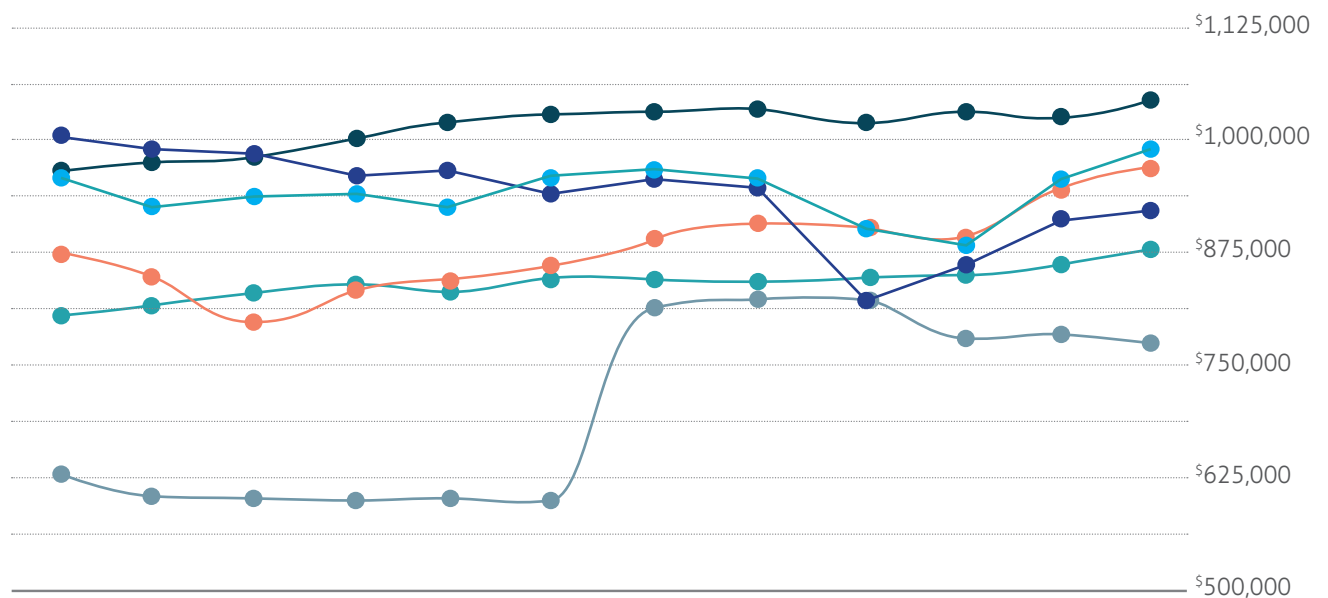
Financial Review *cont'd*

2023 RESERVES



Thankfully, the market had a more positive effect on ASATT reserves in 2023 than the year prior. In 2022 ASATT experienced significant loss in the value of investments and essentially began the 2023 year back at the starting point of the 2021 investment value. However, with the growth experienced in 2023, ASATT ends the year with just shy of one million dollars in reserves.

INVESTMENT TRENDS



	Jan	Feb	Mar	Apr	May	Jun	Jul	Aug	Sep	Oct	Nov	Dec
2023 Gain/Loss:	\$47,454	\$(25,250)	\$13,313	\$3,721	\$(12,747)	\$22,759	\$13,744	\$(15,029)	\$(31,530)	\$(23,789)	\$53,987	\$43,608
New Total:	\$940,008	\$914,759	\$928,072	\$931,793	\$919,046	\$941,806	\$955,550	\$940,521	\$908,991	\$885,202	\$939,189	\$982,797
2022 Gain/Loss:	\$(34,524)	\$(16,514)	\$(3,213)	\$(50,794)	\$6,023	\$(46,308)	\$37,241	\$(29,505)	\$(57,620)	\$18,814	\$44,815	\$(21,289)
New Total:	\$1,010,835	\$994,321	\$991,108	\$940,315	\$946,338	\$900,029	\$937,271	\$907,766	\$850,145	\$868,959	\$913,843	\$892,554
2021 Gain/Loss:	\$(2,916)	\$10,480	\$8,315	\$22,307	\$8,961	\$7,302	\$5,543	\$8,921	\$(20,811)	\$18,644	\$(14,103)	\$22,909
New Total:	\$966,891	\$977,371	\$985,686	\$1,007,993	\$1,016,954	\$1,024,256	\$1,029,799	\$1,038,720	\$1,017,909	\$1,036,553	\$1,022,450	\$1,045,359
2020 Gain/Loss:	\$(3,299)	\$(23,165)	\$(71,496)	\$40,690	\$25,707	\$15,843	\$24,821	\$19,848	\$(11,985)	\$(7,822)	\$55,576	\$27,236
New Total:	\$874,554	\$851,389	\$779,894	\$820,583	\$846,291	\$862,133	\$886,954	\$906,802	\$894,817	\$886,995	\$942,571	\$969,807
2019 Gain/Loss:	\$30,706	\$9,027	\$10,633	\$9,901	\$(14,591)	\$24,222	\$534	\$(2,408)	\$5,846	\$6,782	\$9,041	\$13,763
New Total:	\$805,103	\$814,130	\$824,763	\$834,664	\$820,072	\$844,294	\$844,828	\$842,421	\$848,266	\$855,049	\$864,090	\$877,853
2018 Gain/Loss:	\$8,947	\$(15,237)	\$(353)	\$(2,325)	\$4,837	\$(1,817)	\$204,504	\$4,974	\$(2,888)	\$(33,075)	\$6,364	\$(18,144)
New Total:	\$627,558	\$612,321	\$611,968	\$609,643	\$614,480	\$612,664	\$817,168	\$822,141	\$819,253	\$786,178	\$792,542	\$774,398

2023 Leadership

EXECUTIVE COMMITTEE



Bryan Fulton,
Cer.A.T.T.

President /
Immediate Past-
President



Greg Farmer,
Cer.A.T.

President-Elect



Sara Paraspolo,
Cer.A.T.T.

Treasurer



**Bryan
Cobangbang,**
Cer.A.T.T.

Secretary



David Foster,
Cer.A.T.T.

REGIONAL DIRECTORS



Jonnalee Geddis,
Cer.A.T.

Region 1



Karen Patrick,
Cer.A.T.

Region 2



Phillip Hood,
Cer.A.T.T.

Region 3



Samantha Groshek,
Cer.A.T.T.

Region 4



Ahmed Hamdan,
Cer.A.T.T.

Region 5



**Otoniel (Tony)
Castillo,**
Cer.A.T.T.

Region 6



Delbert Macanas, Sr.,
Cer.A.T.T.

Region 7



AMERICAN SOCIETY OF
ANESTHESIA TECHNOLOGISTS
AND TECHNICIANS

6737 W Washington St, Ste 4120
Milwaukee, WI 53214

414-295-9220
asatt@asatt.org

www.asatt.org

